

RTS Room Thermostats



HEATING



RTS

The RTS range of thermostats utilise electronic sensing to provide accurate temperature control. Six models are available to suit all domestic applications including frost protection and combi boilers.

RTS room thermostats

Models

- RTS1: Standard model
- RTS2: With LED 'ON' indicator
- RTS3: Frost thermostat
- RTS4: Volt free contacts (Suitable for combi boilers)
- RTS9: Volt free heating/cooling change over switch with call for heat LED indicator
- RTS10: Volt free heating/cooling change over switch with call for heat LED indicator (Min-Max)

Features

- Range limiting stops
- Set point locking
- Surface or conduit box mounting
- Double insulated

Technical Data

Heads

Sensing element	Electronic
Temperature range	
RTS1, 2, 4 & 9	10°C to 30°C
RTS3	3°C to 10°C
RTS10	14°C to 30°C
Switch rating	2(1)A 230V a.c.
Switch type	
RTS1, 2 & 3	S.P.S.T
RTS4, 9 & 10	S.P.D.T (volt free)
Differential	
RTS1, 2, 4, 9 & 10	<0.6°C at 4°/hour
RTS3:	1°C typical

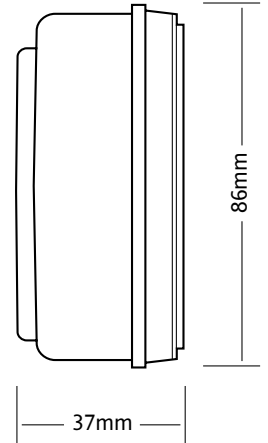
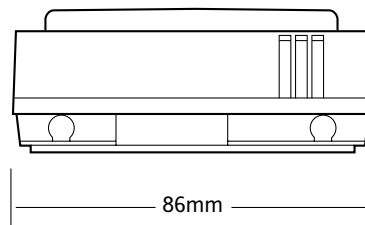
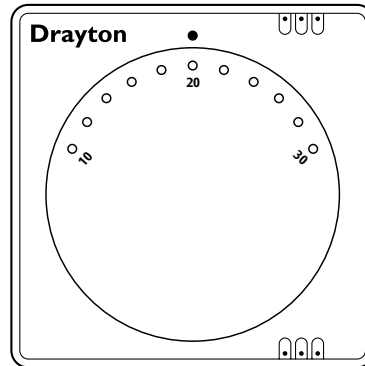
Wiring regulations

Designed for fixing wiring only to comply with the current IEE regulations

Relevant EC Directives	2006/95/EC Low Voltage Directive 2004/108/EC Electromagnetic Compatibility Directive
------------------------	---

Applied Standards:	EN60730-1; EN60730-2-9
--------------------	------------------------

Dimensions



Wiring connections

Fig. 1 RTS1, RTS2, RTS3

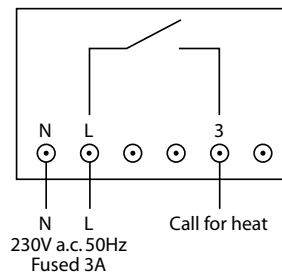
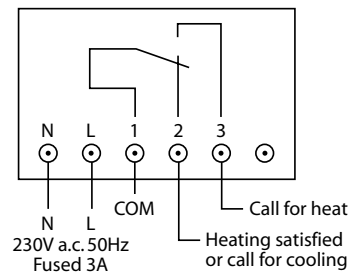


Fig. 2 RTS4, RTS9, RTS10



Available from:

invenSYS
Controls

Customer Service Tel: 0845 130 5522
 Customer Service Fax: 0845 130 0622
 Technical Helpline Tel: 0845 130 7722
 Email: customer.care@invensys.com
 Website: www.draytoncontrols.co.uk



D12-12